



Dealer Book

2026/2027



Boards

2026/2027

SpaceGlass™

- USA 製航空宇宙コンポジット
- 2026 年モデルで設計を更新
- バタつきを排除
- 強度を向上
- スイングウェイトを軽減

Recess 3D

- 精密 CNC 加工コア
- 強度を犠牲にせず軽量化
- 3D 角度でファイバークラス剛性を向上

S1 Pro Core

- 実績ある S1 コアをベースに構築
- コア全体に桐材を戦略的に配置し軽量化
- 5 年間保証

Spectral Braid



- 特許取得済みファイバーテクノロジー
- トーション（ねじれ）と縦方向のフレックスを独立調整可能
- ノーズとテールはトーション剛性が高く安定性を確保
- バインディング間はトーションが柔らかく操作性を向上

HyperWeave™



- ファイバークラスの下層を K2 の新素材 HyperWeave™ に置換
- 100%カーボンファイバーのバイアックス織り
- フルカーボンでレスポンス力を大幅に向上
- ファイバークラスと比較して大幅な軽量化





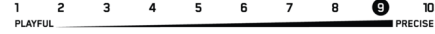
ALCHEMIST

148, 151, 154, 157, 160, 160W, 163, 163W, 166



¥107,800(税込)

FLEX / FEEL



TERRAIN PERFORMANCE



PROFILE



CONSTRUCTION



FEATURES

Directional Camber Profile	HyperWeave™	BioResin
S1 Pro Core	Spectral Braid™	Wax Infused Sintered 4001 Base
Triax Glass	Recess3D	Stone Ground Base
SpaceGlass™ Tip Insert	2x4 inserts	

SPECS

SIZE	EFF EDGE	TOP/WAIST/TAIL	SIDE-CUT	STANCE	SETBACK	WT RANGE	WT RANGE
CM	CM	CM	M	IN	IN	lbs	kg
148	112	28.4 - 24.0 - 27.8	6.9	19"	0.75"	100 - 150+	45 - 68+
151	114	28.8 - 24.3 - 28.2	7.1	20"	0.75"	110 - 160+	50 - 73+
154	117	29.3 - 24.7 - 28.7	7.3	21"	0.75"	120 - 170+	54 - 77+
157	119	29.7 - 25.0 - 29.1	7.8	21"	0.75"	130 - 200+	68 - 91+
160	122	30.1 - 25.3 - 29.5	8.0	22"	0.75"	140 - 210+	64 - 95+
160W	122	30.9 - 29.1 - 30.3	8.0	22"	0.75"	140 - 210+	64 - 95+
163	124	30.5 - 25.6 - 29.9	8.1	23"	0.75"	150 - 230+	68 - 104+
163W	124	31.5 - 26.4 - 30.7	8.1	23"	0.75"	160 - 230+	68 - 104+
166	127	31.2 - 26.2 - 30.6	8.3	23"	0.75"	160 - 250+	73 - 113+




COMMONWEALTH

146, 149, 151, 154, 154W, 157, 157W, 159W, 160, 162W, 163



¥96,800(税込)

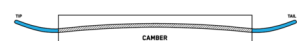
FLEX / FEEL



TERRAIN PERFORMANCE



PROFILE



CONSTRUCTION



FEATURES

Camber Profile	Spectral Braid™	Stone Ground Base
A1 Core	BioResin	2x4 Inserts
Triax Glass	Wax Infused Sintered 4001 Base	SnoPhobic™ Topsheet

SPECS

SIZE	EFF EDGE	TOP/WAIST/TAIL	SIDE-CUT	STANCE	SETBACK	WT RANGE	WT RANGE
CM	CM	CM	M	IN	IN	lbs	kg
146	109	28.8 - 24.3 - 28.0	5.3/7.3/4.8	19"	0.75"	90 - 160+	41 - 73+
149	112	29.2 - 24.6 - 28.4	5.5/7.5/5.0	19"	0.75"	90 - 160+	41 - 73+
151	113	29.4 - 24.9 - 28.6	5.6/7.6/5.1	20"	0.75"	100 - 190+	54 - 86+
154	116	29.9 - 25.2 - 29.1	5.8/7.8/5.3	21"	0.75"	120 - 190+	54 - 86+
154W	116	30.7 - 26.0 - 29.9	5.8/7.8/5.3	21"	0.75"	120 - 190+	54 - 86+
157	118	30.3 - 25.5 - 29.5	6.0/8.0/5.5	21"	0.75"	120 - 190+	54 - 86+
157W	118	31.1 - 26.3 - 31.1	6.0/8.0/5.5	21"	0.75"	120 - 190+	54 - 86+
159W	121	31.4 - 26.6 - 30.6	6.2/8.2/5.7	22"	0.75"	130 - 210+	59 - 95+
160	121	30.8 - 25.8 - 29.8	6.2/8.2/5.7	22"	0.75"	130 - 210+	59 - 95+
162W	123	31.8 - 26.9 - 31.0	6.4/8.4/5.9	23"	0.75"	140 - 230+	64 - 104+
163	123	31.0 - 26.1 - 30.2	6.4/8.4/5.9	23"	0.75"	140 - 230+	64 - 104+



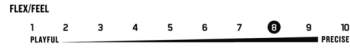
K2

ANTIDOTE

154, 157, 159W, 159, 161W, 162, 163W



¥99,000 (税込)



- FEATURES
- CAMBER PROFILE: AI CORE
 - ICG™ 20 TRIAX GLASS WITH CARBON
 - CARBON BARKWEB
 - SPECIALLY DESIGNED "INERTS"
 - RECESSED BIO-RESIN
 - MAX IMPACT ENHANCED 4000 BASE
 - STONE GROUND BASE
 - 2x4 INSERTS
 - 20 BASE CENTER

SPECS

SIZE	EFF. EDGE	TOP/WAIST/TAIL	SIDECUT	STANCE	SETBACK	WT RANGE	WT RANGE
CM	CM	CM	M	IN	IN	LBS	KG
154	117	28.4-24.9-28.4	8.2/8.2/8.2	10"	0.50"	100-160	54-86
157	119	28.8-25.2-28.8	8.4/8.4/8.4	10"	0.50"	100-160	54-86
159W	121	29.2-25.6-29.2	8.6/8.6/8.6	10"	0.50"	100-160	54-86
161W	123	30.1-26.5-30.1	8.8/8.8/8.8	11"	0.50"	100-160	54-86
162	125	30.5-26.9-30.5	9.0/9.0/9.0	11"	0.50"	100-160	54-86
163W	127	31.2-27.8-31.2	9.2/9.2/9.2	11"	0.50"	100-160	54-86



K2

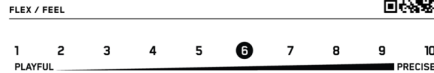


MANIFEST

147, 150, 153, 156, 157W, 159, 160W, 162, 164W



¥90,200 (税込)



- FEATURES
- Directional Combination Camber Profile
 - AI Core
 - ICG™ 20 Triax Glass with Carbon
 - Carbon DarkWeb™
 - BioResin
 - Sintered 4000 Base
 - Stone Ground Base
 - 2x4 Inserts

SPECS

SIZE	EFF. EDGE	TOP/WAIST/TAIL	SIDE CUT	STANCE	SETBACK	WT RANGE	WT RANGE
CM	CM	CM	M	IN	IN	LBS	KG
147	111	28.6-24.3-28.6	8.4/8.3/8.4	10"	0.50"	90-160+	41-73+
150	113	29.0-24.8-29.0	8.6/8.5/8.6	10"	0.50"	100-160+	54-86+
153	116	29.5-25.0-29.5	8.8/8.7/8.8	11"	0.50"	100-160+	54-86+
156	118	29.8-25.3-29.8	9.0/8.9/9.0	11"	0.50"	100-160+	54-86+
157W	119	30.6-26.1-30.6	9.0/8.9/9.0	11"	0.50"	100-160+	54-86+
159	121	30.1-25.5-30.1	9.2/9.1/9.2	12"	0.50"	130-210+	59-95+
160W	121	30.9-26.3-30.9	9.2/9.1/9.2	12"	0.50"	130-210+	59-95+
162	123	30.5-25.8-30.5	9.4/9.3/9.4	13"	0.50"	140-230+	64-104+
164W	124	31.2-26.5-31.2	9.5/9.4/9.5	13"	0.50"	140-230+	64-104+



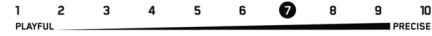
HYPNOTIST

149, 152, 154W, 155, 157W, 158, 160W, 161



¥95,700(税込)

FLEX / FEEL




TERRAIN PERFORMANCE



PROFILE

CONSTRUCTION



FEATURES

Camber Profile	SpaceGlass™ Inserts	Stone Ground Base
BAP Core	Carbon Backbone™	Carbon DarkWeb™
Triax Glass	Wax Infused Sintered 4001 Base	2x4 Inserts

SPECS

SIZE	EFF EDGE	TIP/WAIST/TAIL	SIDECUT	STANCE	SETBACK	WT RANGE	WT RANGE
CM	CM	CM	M	IN	IN	LBS	KG
149	117	28.6-24.5-28.6	7.6	20"	CENTERED	90-160+	47-73+
152	119	29.0-24.8-29.0	7.8	20"	CENTERED	110-180+	50-82+
154W	121	30.1-25.9-30.1	8.0	21"	CENTERED	120-190+	54-86+
155	122	29.4-25.1-29.4	8.0	21"	CENTERED	120-190+	54-86+
157W	123	30.5-26.2-30.5	8.2	21"	CENTERED	130-200+	59-100+
158	125	29.8-25.4-29.8	8.2	22"	CENTERED	130-230+	59-104+
160W	126	30.9-26.5-30.9	8.4	23"	CENTERED	130-230+	59-104+
161	127	30.2-25.7-30.2	8.4	23"	CENTERED	130-230+	59-104+



EXCAVATOR


142, 146, 150, 154, 158, 162

RECOMMENDED SIZE 3-6 CM SHORTER THAN TRADITIONAL LENGTH



¥91,300(税込)

FLEX / FEEL



TERRAIN PERFORMANCE



PROFILE

CONSTRUCTION



FEATURES

Directional Camber Profile	Carbon Power Fork™	Wax Infused Sintered 4001 Base
S1 Core	Volume Shift™	Stone Ground Base
ICG™ 10 Black Glass with Carbon	SnoPhobic™ Topsheet	2x4 Inserts
	BioResin	

SPECS

SIZE	EFF EDGE	TIP/WAIST/TAIL	SIDE CUT	STANCE	SETBACK	WT RANGE	WT RANGE
CM	CM	CM	M	IN	IN	LBS	KG
142	104	29.9-25.0-27.9	5.5/6.5	19"	0.75"	90-160+	41-73+
146	108	30.5-25.4-28.5	5.7/6.7	19"	0.75"	90-160+	41-73+
150	111	31.3-26.0-29.3	5.9/6.9	20"	0.75"	120-180+	54-86+
154	115	31.8-26.4-29.8	6.1/7.1	21"	0.75"	120-180+	54-86+
158	118	32.4-26.8-30.4	6.3/7.3	22"	0.75"	130-210+	59-95+
162	122	32.7-27.0-30.7	6.5/7.5	23"	0.75"	130-210+	59-95+



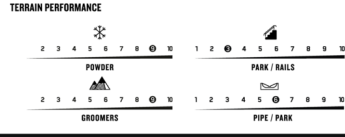
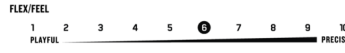
KR

SKY PILOT

148, 151, 154, 157, 160, 163



¥91,300(税込)



- FEATURES
- DIRECTIONAL COMBINATION CAMBER
 - BIO RESIN
 - 3D BASE CENTER
 - SI CORE
 - MAX DEFLECT SINTERED 4000 BASE
 - TRUCK GLASS
 - STONE GROUND BASE
 - CARBON Y BEAM™
 - 2x4 INSERTS

SPECS

SIZE	EFY EDGE	TOP/WAIST/TAIL	SIDE CUT	STANCE	SETBACK	WT RANGE	WT RANGE
CM	CM	CM	M	IN	IN	lbs	kg
148	102	28.5-24.9-28.5	8.8	19"	0.75"	90-100+	41-73+
151	104	28.8-25.2-28.8	9.1	19"	0.75"	90-100+	41-73+
154	107	29.4-25.8-29.4	9.4	19"	0.75"	100-100+	45-80+
157	110	30.0-26.4-30.0	9.7	19"	0.75"	100-100+	45-80+
160	113	30.6-27.0-30.6	10.0	19"	0.75"	100-100+	45-80+
163	116	31.2-27.6-31.2	10.3	19"	0.75"	100-100+	45-80+



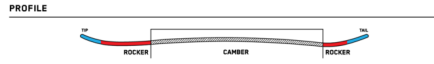
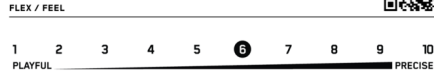
KR

PASSPORT

146, 149, 151, 151W, 154, 154W, 157, 157W, 159W, 160, 162W, 163, 166W




¥84,700(税込)



- FEATURES
- Directional Combination Camber Profile
 - BioResin
 - 2x4 Inserts
 - A1 Core
 - Sintered 4000 Base
 - ICG™ 10 Triax Glass with Carbon
 - Stone Ground Base

SPECS

SIZE	EFY EDGE	TOP/WAIST/TAIL	SIDE CUT	STANCE	SETBACK	WT RANGE	WT RANGE
CM	CM	CM	M	IN	IN	lbs	kg
146	109	28.8-24.3-28.8	5.3/7.3/4.8	15"	0.75"	90-100+	41-73+
149	112	29.2-24.6-29.4	5.5/7.5/5.0	16"	0.75"	90-100+	41-73+
151	113	29.4-24.9-29.6	5.6/7.6/5.1	20"	0.75"	120-190+	54-80+
151W	113	30.0-25.4-29.2	5.6/7.6/5.1	20"	0.75"	120-190+	54-80+
154	116	29.9-25.2-29.1	5.8/7.8/5.3	21"	0.75"	120-190+	54-80+
154W	116	30.7-26.0-29.9	5.8/7.8/5.3	21"	0.75"	120-190+	54-80+
157	118	30.3-25.5-29.5	6.0/8.0/5.5	21"	0.75"	120-190+	54-80+
157W	118	31.3-26.3-31.1	6.0/8.0/5.5	21"	0.75"	120-190+	54-80+
159W	121	31.4-26.6-30.6	6.2/8.2/5.7	22"	0.75"	130-210+	59-95+
160	121	30.8-25.8-29.8	6.2/8.2/5.7	22"	0.75"	130-210+	59-95+
162W	123	31.8-26.9-31.0	6.4/8.4/5.9	23"	0.75"	140-230+	64-104+
163	123	31.0-26.1-30.2	6.4/8.4/5.9	23"	0.75"	140-230+	64-104+
166W	126	31.9-26.9-31.1	6.6/8.6/6.1	23"	0.75"	140-230+	64-104+



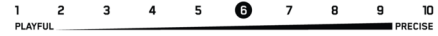
MEDIUM

147, 149, 152, 154W, 155, 157, 158W





¥86,900 (税込)

FLEX / FEEL



TERRAIN PERFORMANCE



PROFILE



CONSTRUCTION



FEATURES

Camber Profile Carbon DarkWeb™ Stone Ground Base
 BAP Core Carbon Backbone™ 2x4 Inserts
 Triax Glass Sintered 4000 Base

SPECS

SIZE CM	EFF. EDGE CM	TOP/WAIST/TAIL CM	SIDEOUT M	STANCE IN	SETBACK IN	WT RANGE LBS	WT RANGE KG
147	114	28.4-24.2-28.4	7.2	19"	CENTERED	90-100+	41-73+
149	116	28.8-24.4-28.8	7.3	20"	CENTERED	110-180+	50-82+
152	118	29.0-24.7-29.0	7.5	21"	CENTERED	130-190+	54-86+
154W	121	30.2-25.8-30.2	7.7	21"	CENTERED	130-200+	59-100+
155	121	29.4-25.1-29.4	7.7	21"	CENTERED	130-200+	59-100+
157	122	29.6-25.2-29.6	7.8	21"	CENTERED	130-200+	59-100+
158W	123	30.7-26.2-30.7	7.9	22"	CENTERED	130-230+	59-104+



ALMANAC

137, 141, 145, 149, 153, 157, 161

RECOMMENDED SIZE 3-6 CM SHORTER THAN TRADITIONAL LENGTH



¥84,700 (税込)

FLEX / FEEL



TERRAIN PERFORMANCE



PROFILE



CONSTRUCTION



FEATURES

Twin Combination Camber Carbon Backbone™ Stone Ground Base
 BAP Core Sintered 4000 Base 2x4 Inserts
 Blax Glass Volume Shift™ BioResin

SPECS

SIZE CM	EFF. EDGE CM	TOP/WAIST/TAIL CM	SIDEOUT M	STANCE IN	SETBACK IN	WT RANGE LBS	WT RANGE KG
137	102	28.7-24.2-27.5	6.0	18"	CENTERED	70-100+	32-73+
141	104	29.2-24.6-28.0	6.2	19"	CENTERED	90-160+	41-73+
145	108	29.8-25.1-28.6	6.4	20"	CENTERED	110-180+	50-82+
149	110	30.5-25.7-29.3	6.6	21"	CENTERED	130-200+	59-100+
153	114	31.3-26.3-30.1	6.8	21"	CENTERED	130-230+	59-104+
157	117	31.9-26.8-30.7	7.0	22"	CENTERED	130-230+	59-104+
161	121	32.4-27.2-31.2	7.9	23"	CENTERED	140-230+	64-104+



EMBASSY

152, 155, 157, 157W, 159, 159W, 162, 162W, 165W



¥80,300(税込)

FLEX / FEEL



TERRAIN PERFORMANCE



PROFILE



CONSTRUCTION



FEATURES

Twin Combination Camber ICG 10 Blax With Carbon Stone Ground Base
BAP Core Sintered 4000 Base 2x4 Inserts

SPECS

SIZE CM	EFF. EDGE CM	TOP/WAIST/TAIL CM	SIDECUT M	STANCE IN	SETBACK IN	WT RANGE LBS	WT RANGE KG
152	116	28.5 - 24.4 - 28.5	7.5	20"	0.5"	110 - 180+	50 - 82+
155	118	28.8 - 24.7 - 28.8	7.7	21"	0.5"	120 - 190+	54 - 86+
157	119	29.1 - 24.9 - 29.1	7.8	21"	0.5"	130 - 190+	54 - 86+
157W	119	29.8 - 25.7 - 29.8	7.8	21"	0.5"	120 - 190+	54 - 86+
159	122	29.5 - 25.1 - 29.5	7.9	22"	0.5"	130 - 220+	59 - 100+
159W	122	30.3 - 25.9 - 30.3	7.9	22"	0.5"	130 - 220+	59 - 100+
162	123	29.7 - 25.4 - 29.7	8.1	23"	0.5"	140 - 230+	64 - 104+
162W	123	30.5 - 26.2 - 30.5	8.1	23"	0.5"	140 - 230+	64 - 104+
165W	126	31.0 - 26.6 - 31.0	8.3	23"	0.5"	140 - 230+	64 - 104+



AFTERBLACK

149, 151, 154, 156W, 157, 159W, 160




¥80,300(税込)

FLEX / FEEL



TERRAIN PERFORMANCE



PROFILE



CONSTRUCTION



FEATURES

Twin Combination Camber Profile Carbon DarkWeb™ Stone Ground Base
BAP Core Sintered 4000 Base 2x4 Inserts
Triax Glass

SPECS

SIZE CM	EFF. EDGE CM	TOP/WAIST/TAIL CM	SIDECUT M	STANCE IN	SETBACK IN	WT RANGE LBS	WT RANGE KG
149	114	28.5 - 24.5 - 28.5	7.5	19"	CENTERED	110 - 180+	50 - 82+
151	117	28.8 - 24.7 - 28.8	7.7	20"	CENTERED	120 - 190+	54 - 86+
154	119	29.3 - 25.1 - 29.3	7.9	21"	CENTERED	120 - 190+	54 - 86+
156W	122	30.5 - 26.2 - 30.5	8.1	21"	CENTERED	130 - 220+	59 - 100+
157	122	29.7 - 25.4 - 29.7	8.1	21"	CENTERED	130 - 220+	59 - 91+
159W	124	30.8 - 26.5 - 30.8	8.3	22"	CENTERED	130 - 230+	59 - 104+
160	124	30.0 - 25.7 - 30.0	8.3	22"	CENTERED	130 - 220+	59 - 100+




WORLD PEACE

148, 151, 152W, 154, 155W, 157, 158W



¥72,600(税込)

FLEX / FEEL



TERRAIN PERFORMANCE



PROFILE



CONSTRUCTION



FEATURES

Twin Combination Camber Profile
Aspen Core

Bias Glass
Sintered 4000 Base

Stone Ground Base
2x4 Inserts

SPECS

SIZE	EFF. EDGE	TIP/WAIST/TAIL	SIDECUT	STANCE	SETRBACK	WT RANGE	WT RANGE
CM	CM	CM	M	IN	IN	lbs	kg
148	114	28.9 - 24.6 - 28.9	7.7/7.7/7.7	19"	CENTERED	90 - 160+	41 - 73+
151	117	29.2 - 24.9 - 29.2	7.9/7.9/7.9	20"	CENTERED	120 - 190+	54 - 86+
152W	117	30.0 - 25.7 - 30.0	7.9/7.9/7.9	20"	CENTERED	120 - 190+	54 - 86+
154	120	29.6 - 25.2 - 29.6	8.1/7.9/8.1	21"	CENTERED	120 - 190+	54 - 86+
155W	120	30.4 - 26.0 - 30.4	8.1/7.9/8.1	21"	CENTERED	120 - 190+	54 - 86+
157	122	29.9 - 25.4 - 29.9	8.3/7.9/8.3	22"	CENTERED	130 - 210+	59 - 95+
158W	122	30.7 - 26.2 - 30.7	8.3/7.9/8.3	22"	CENTERED	130 - 210+	59 - 95+



GATEWAY POP

150, 153, 156, 157W, 159, 160W, 162, 164W



¥71,500(税込)

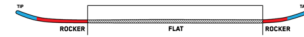
FLEX / FEEL



TERRAIN PERFORMANCE



PROFILE



CONSTRUCTION



FEATURES

Directional Rocker Profile
Aspen Core

ICG™ 10 Bias Glass with Carbon
Extruded 2000 Base

Stone Ground Base
2x4 Inserts

SPECS

SIZE	EFF. EDGE	TIP/WAIST/TAIL	SIDECUT	STANCE	SETRBACK	WT RANGE	WT RANGE
CM	CM	CM	M	IN	IN	lbs	kg
150	117	28.2 - 24.2 - 28.2	7.5	20"	0.75"	110 - 180+	50 - 82+
153	117	28.6 - 24.5 - 28.6	7.9	21"	0.75"	120 - 190+	54 - 86+
156	118	28.7 - 24.7 - 28.7	8.0	22"	0.75"	120 - 190+	54 - 86+
157W	119	30.3 - 26 - 30.3	8.0	22"	0.75"	130 - 220+	59 - 100+
159	122	29.1 - 24.9 - 29.1	8.1	22"	0.75"	130 - 220+	59 - 91+
160W	122	30.7 - 26.3 - 30.7	8.1	22"	0.75"	130 - 220+	59 - 100+
162	125	29.5 - 25.1 - 29.5	8.2	23"	0.75"	130 - 220+	59 - 100+
164W	127	31.3 - 26.6 - 31.3	8.2	23"	0.75"	140 - 230+	64 - 104+




COURIER

147, 149, 152, 154W, 155, 157, 158W, 159, 162W


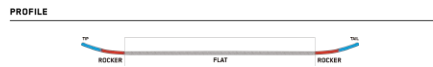


¥64,900(税込)

FLEX / FEEL



TERRAIN PERFORMANCE



FEATURES

TWIN ROCKER PROFILE Extruded 2000 Base Catch-Free™ Tune
Aspen Core Stone Ground Base 2x4 Inserts
Blix Glass

SIZE	EFF EDGE	TOP/WAIST/TAIL	SIDEOUT	STANCE	SETBACK	WT RANGE	WT RANGE
CM	CM	CM	M	IN	IN	LSB	KG
147	114	28.4-24.2-28.4	7.2	19"	0.75"	90-160+	41-73+
149	116	28.6-24.4-28.6	7.3	20"	0.75"	110-180+	50-82+
152	118	29.0-24.7-29.0	7.5	21"	0.75"	120-190+	54-86+
154W	121	30.2-25.9-30.2	7.7	21"	0.75"	130-220+	59-100+
155	121	29.4-25.1-29.4	7.7	21"	0.75"	130-220+	59-100+
157	122	29.6-25.2-29.6	7.8	21"	0.75"	130-220+	59-100+
158W	123	30.7-26.2-30.7	7.9	22"	0.75"	130-230+	59-104+
159	123	29.9-25.4-29.9	7.9	22"	0.75"	130-230+	59-104+
162W	126	31.2-26.7-31.2	8.1	22"	0.75"	130-230+	59-104+




MARAUDER SPLIT PACKAGE

147, 151, 156, 158W, 159, 162, 163W, 166W

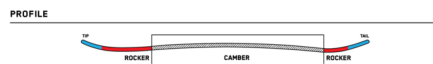


¥187,000(税込)

FLEX / FEEL



TERRAIN PERFORMANCE



FEATURES

Directional Combination Camber Profile Sintered 4000 Base Package Complete with Skins,
BAP Core Stone Ground Base Hardware, and Mounting Pucks
ICG™ 10 Blix Glass with Carbon Splitrack™ Inserts

SIZE	EFF EDGE	TOP/WAIST/TAIL	SIDEOUT	STANCE	SETBACK	WT RANGE	WT RANGE
CM	CM	CM	M	IN	IN	LSB	KG
147	108	28.0-23.9-27.8	7.7	19"	1.0"	90-160+	41-73+
151	111	28.5-24.2-28.2	7.7	20"	1.0"	120-190+	54-86+
156	115	29.5-24.8-29.1	7.7	21"	1.0"	120-190+	54-86+
158W	116	30.4-25.6-30.0	7.7	22"	1.0"	130-200+	59-91+
159	117	29.8-25.2-29.4	7.7	22"	1.0"	130-210+	59-95+
162	119	30.2-25.2-29.8	7.7	23"	1.0"	130-210+	59-95+
163W	120	31.4-26.4-31.0	7.7	23"	1.0"	130-210+	59-95+
166W	122	32.1-26.9-31.7	7.7	23"	1.0"	140-230+	64-104+



EXTRAVISION

139, 142, 145, 147, 149, 149W, 152, 152W



¥80,300(税込)

FLEX / FEEL



TERRAIN PERFORMANCE



PROFILE



CONSTRUCTION



FEATURES

Twin Combination Camber Rhythm Core ICG 10 Blax Sintered 4000 Base Stone Ground Base 2x4 Inserts

SPECS

SIZE	EFF. EDGE	TOP/WAIST/TAIL	SIDECUT	STANCE	SETBACK	WT RANGE	WT RANGE
CM	CM	CM	M	IN	IN	LBS	KG
139	105	26.9-23.0-26.9	6.6	18"	0.5"	70-160+	32-73+
142	108	27.3-23.4-27.3	6.8	18"	0.5"	70-160+	32-73+
145	110	27.7-23.7-27.7	7.0	18"	0.5"	90-160+	41-73+
147	112	28.0-24.0-28.0	7.1	19"	0.5"	90-160+	41-73+
149	113	28.2-24.2-28.2	7.25	19"	0.5"	90-160+	41-73+
149W	113	28.8-24.7-28.8	7.25	19"	0.5"	90-160+	41-73+
152	116	28.5-24.4-28.5	7.5	20"	0.5"	110-180+	50-82+
152W	116	29.3-25.2-29.3	7.5	20"	0.5"	110-180+	50-82+



COPYCAT

138, 141, 144, 147, 150, 153



¥80,300(税込)

FLEX / FEEL



TERRAIN PERFORMANCE



PROFILE



CONSTRUCTION



FEATURES

Twin Combination Camber Profile Carbon DarkWeb™ Stone Ground Base Rhythm™ Core Sintered 4000 Base 2x4 Inserts Blax Glass

SPECS

SIZE	EFF. EDGE	TOP/WAIST/TAIL	SIDECUT	STANCE	SETBACK	WT RANGE	WT RANGE
CM	CM	CM	M	IN	IN	LBS	KG
138	105	27.0-23.0-27.0	6.4	17"	CENTERED	70-120+	32-54+
141	108	27.4-23.2-27.4	6.6	18"	CENTERED	70-120+	32-54+
144	110	27.8-23.5-27.8	6.8	18"	CENTERED	80-130+	36-58+
147	113	28.2-23.8-28.2	7.0	19.5"	CENTERED	90-140+	41-64+
150	116	28.6-24.2-28.6	7.2	19.5"	CENTERED	100-160+	45-73+
153	118	29.0-24.5-29.0	7.4	20"	CENTERED	110-170+	50-77+




DREAMSICLE

138, 142, 146, 149, 153



¥71,500(税込)

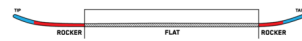
FLEX / FEEL



TERRAIN PERFORMANCE



PROFILE



CONSTRUCTION



FEATURES

Directional Rocker-Profile ICG™ 10 Biax Glass with Carbon Stone Ground Base
Rhythm™ Core Extruded 2000 Base 2x4 Inserts

SPECS

SIZE	EFF EDGE	TIP/WAIST/TAIL	SIDECUT	STANCE	SETBACK	WT RANGE	WT RANGE
CM	CM	CM	M	IN	IN	LBS	KG
138	108	22.5-23.7-27.5	7.1	18"	0.75"	90-160+	41-73+
142	111	22.9-23.9-27.9	7.3	18"	0.75"	90-160+	41-73+
146	112	28.4-24.1-28.4	7.4	19"	0.75"	100-170+	45-77+
149	114	28.4-24.2-28.4	7.5	20"	0.75"	100-170+	45-77+
153	122	28.9-24.5-28.9	7.8	21"	0.75"	110-190+	50-86+




METROPOLITAN

138, 142, 146, 149, 153




¥66,000(税込)

FLEX / FEEL



TERRAIN PERFORMANCE



PROFILE



CONSTRUCTION



FEATURES

Twin Combination Camber Profile Biax Glass Stone Ground Base
Rhythm™ Core Extruded 2000 Base 2x4 Inserts

SPECS

SIZE	EFF EDGE	TIP/WAIST/TAIL	SIDECUT	STANCE	SETBACK	WT RANGE	WT RANGE
CM	CM	CM	M	IN	IN	LBS	KG
138	109	22.2-23.6-27.2	7.2	19"	CENTERED	90-160+	41-73+
142	112	22.5-23.8-27.5	7.3	19"	CENTERED	90-160+	41-73+
146	114	22.8-24.0-27.8	7.4	20"	CENTERED	100-170+	45-77+
149	117	28.4-24.2-28.4	7.5	20"	CENTERED	100-170+	45-77+
153	119	28.5-24.4-28.5	7.6	21"	CENTERED	110-190+	50-86+




CHLORO

138, 142, 146, 150, 154

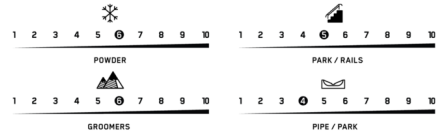


¥64,900(税込)

FLEX / FEEL



TERRAIN PERFORMANCE



PROFILE



CONSTRUCTION



FEATURES

- TWIN ROCKER PROFILE
- Aspen Core
- Bias Glass
- Extruded 2000 Base
- Stone Ground Base
- Catch-Free™ Tune
- 2x4 Inserts

SPECS

SIZE	EFF. EDGE	TOP/WAIST/TAIL	SIDECUT	STANCE	SETBACK	WT RANGE	WT RANGE
CM	CM	CM	M	IN	IN	LBS	KG
138	108	23.3 - 23.2 - 27.3	7.1	18"	CENTERED	90 - 160+	41 - 73+
142	111	23.6 - 23.4 - 27.6	7.3	19"	CENTERED	90 - 160+	41 - 73+
146	116	26.0 - 23.6 - 28.0	7.5	19"	CENTERED	100 - 170+	45 - 77+
150	119	26.3 - 23.9 - 28.3	7.7	20"	CENTERED	100 - 170+	45 - 77+
154	121	26.6 - 24.0 - 28.6	7.9	20"	CENTERED	110 - 190+	50 - 86+



Boots

2026/2027

* Powered By H5



H5 BOA® Key Features

• MULTI-DIRECTIONAL

- ライディング中でもダイヤル回転で締め付け・緩めを精密に調整可能

• COILER

- レースのたるみを素早く巻き取り、ブーツの着脱スピードを向上

• MIRRORRED INTERFACE

- サイドマウント位置では前方向に回して締め付け
- タンマウント位置では内側に回して締め付け
- 緩める場合は逆方向に回転

• IMPACT PROTECTION

- バヨネットとカートリッジ構造により、強い衝撃時にダイヤルが安全に解除され、重大な損傷を防止



DIALED IN.
PRECISION FIT.



THE BOA®
GUARANTEE

Boa® は Boa Technology Inc.
の登録商標です。

HOW TO DIAL IN THE H5 BOA® FIT SYSTEM.



押し込む
エンゲージ
(ロック)



回す
精密なフィット調整
(締め付け)



逆方向に回す
緩める



引き上げる
クイックリリース

H5 BOA® COILER WITH TX3 LACING

- 高出力 H5 BOA® ダイアル × 2
- 無限の調整性
- 精密なフィット

TARO TAMAI RS

RELEASABLE GUIDE

- 上部を完全に開き、着脱を容易に

WRAPPING LEATHER UPPER

- アッパーが足を包み込み、究極のフィットと快適性を提供

REMOVABLE TONGUE STIFFENERS

- 2つの取り外し可能な硬化パーツで外側のフレックスを最も精密に調整可能

F.O.R.M. WRAP

- "Fit Optimization for Ride and Mobility"

- 「Fit Optimization for Ride and Mobility」
- BOA® による新しいラップソリューションシステム
- 2つの独立した可動クロージャーフラップ
- 足の輪郭に沿って設計され、グローブのようなフィット感
- 前足部全体に均一なテンションをかけ、圧力ポイントを排除

RUBBER TOE CAP

- 最大限の保護と耐久性
- 一日中快適



[theory]

**H5 BOA® COILER
with TX3 Lacing**

- 高出力 H5 BOA® ダイヤル × 2
- 無限の調整性
- 精密なフィット

F.O.R.M. WRAP

-"Fit Optimization for Ride and Mobility"

- 「Fit Optimization for Ride and Mobility」
- BOA® による新しいラップソリューションシステム
- 3つの独立した可動クロージャーフラップ
- 足の輪郭に沿って設計され、グローブのようなフィット感
- 前足部全体に均一なテンションをかけ、圧力ポイントを排除

RUBBER TOE CAP

- 最大限の保護と耐久性
- 一日中快適

END
CONSTRUCTION
30

- 変形なし、妥協なし
- 無限の耐久性
- 強力なエネルギーリターン
- 構造的バックボーン

Vibram



Black/Brown

TARO RS

¥143,000 (税込)

FEEL: 1 2 3 4 **5** 6 7 8 9 10

SIZES: 6, 6.5, 7, 7.5, 8, 8.5, 9, 9.5, 10, 10.5, 11, 12

CONSTRUCTION FEATURES:

- F.O.R.M Wrap Solution - stands for "Fit Optimization for Ride and Mobility"; a new wrap solution system powered by BOA®. A three panel design seamlessly creates a true custom fit to your foot and reduces pressure points - letting you ride harder and longer with less fatigue.
- H5 Coiler Zonal BOA® Fit System - Impact resistant, durable, and performance-driven, the H5 BOA® Dial ejects on severe impact and is easily re-inserted into the boot. One dial controls the upper shell lacing, and the other maintains the lower shell lacing.
- Full Grain Leather Upper with Flex Zone - Premium leather for a classic long and long-lasting durability gives this boot a smooth flex.
- Intuition™ Pro Foam 3D Wrap Liner with SpaceHeater™ - A premium and heat-moldable wrap liner built with Intuition® foam and lined with breathable heat-reflective SpaceHeater™ technology for superior warmth and comfort.
- Removable 3-Point Harness Liner Lacing - A removable liner harness that allows you to customize the stiffness and flex of the boot.
- Vibram® RollSole™ with Eco-Harshmellow™ - Premium Vibram® rubber outsole with our RollSole design to allow maximum medial mobility for tweaks drop knee turns, cushioned with vibration damping Harshmellow™ foam.
- Internal and External J - Bars with Cored Ankle Pockets
- S'Café™ Coffee Mesh
- Eco-Harshmellow™ Pro Insole
- 6+3 Last



Black Olive

TARO TAMAI SNOWSURFER

¥99,000 (税込)

FEEL: 1 2 3 **4** 5 6 7 8 9 10

SIZES: 4, 4.5, 5, 5.5, 6, 6.5, 7, 7.5, 8, 8.5, 9, 9.5, 10, 10.5, 11, 11.5, 12

CONSTRUCTION FEATURES:

- H5 Coiler Zonal BOA® Fit System - Impact resistant, durable, and performance-driven, the H5 BOA® Dial ejects on severe impact and is easily re-inserted into the boot. One dial controls the upper shell lacing, and the other maintains the lower shell lacing.
- 6+3 Last
- Rubber Reinforced Flex Zone Upper with HDR Premium Synthetics - Durable-as-hell HDR Premium synthetics with a design that lends to a distortion-free flex.
- Intuition™ Pro Foam 3D Wrap Liner with SpaceHeater™ - A premium and heat-moldable wrap liner built with Intuition® foam and lined with breathable heat-reflective SpaceHeater™ technology for superior warmth and comfort.
- Removable 3-Point Harness Liner Lacing - A removable liner harness that allows you to customize the stiffness and flex of the boot.
- Internal and External J - Bars with Cored Ankle Pockets
- S'Café™ Coffee Mesh
- Vibram® RollSole™ with Eco-Harshmellow™ - Premium Vibram® rubber outsole with our RollSole design to allow maximum medial mobility for tweaks drop knee turns, cushioned with vibration damping Harshmellow™ foam.
- Eco-Harshmellow™ Pro Insole



Black

WAIVE

¥99,000 (税込)

FEEL: 1 2 3 4 5 6 7 **8** 9 10

SIZES: 5, 5.5, 6, 6.5, 7, 7.5, 8, 8.5, 9, 9.5, 10, 10.5, 11, 11.5, 12, 13

CONSTRUCTION FEATURES:

- Traditional Lacing with Synthetic Lace Cover - Keep your feet warm and dry all day. The synthetic lace cover keeps snow from getting in-between the tongue and the shell of your snowboard boot, whether you're in the skin track, the boot pack, and most importantly, when you're snowboarding
- Conda™ BOA® Liner Lacing - Proprietary liner lacing system that harnesses the power of BOA® to provide superior heel hold and support.
- Articulating Upper Cuff with HDR Premium Synthetics - Independent upper cuff articulation delivers a distortion-free flex while HDR synthetics improve overall shell durability.
- Full Grain Leather Upper with Endo™ 2.0 - Full grain leather provides exceptional durability and wear, while Endo™ 2.0 helps to retain flex and durability over the lifetime of the boot.
- Liner-Lite Snow Camp Ready Coating - An additional weather protective liner coating keeps your feet warm and dry in the harshest conditions.
- Rubber Reinforced Toe Cap
- Intuition™ Pro Foam 3D Liner with SpaceHeater™ - A premium and heat-moldable liner built with Intuition™ foam and lined with breathable heat-reflective SpaceHeater™ technology for superior warmth and comfort.
- Internal and External J – Bars with Cored Ankle Pockets
- S'Cafe™ Coffee Mesh
- Vibram® V5 Outsole with Eco-Harshmellow™ - Our premium rubber compound provides industry-leading durability and grip and is integrated with Harshmellow™ foam to absorb chatter and vibration.
- Eco-Harshmellow™ Pro Insole



Black

THRAXIS

¥83,600 (税込)

FEEL: 1 2 3 4 5 6 7 8 9 **10**

SIZES: 4, 4.5, 5, 5.5, 6, 6.5, 7, 7.5, 8, 8.5, 9, 9.5, 10, 10.5, 11, 11.5, 12, 13

CONSTRUCTION FEATURES:

- H5 Coiler Zonal BOA® Fit System - Impact resistant, durable, and performance-driven, the H5 BOA® Dial ejects on severe impact and is easily re-inserted into the boot. The H5 dial controls the upper shell lacing, and the M+2 dial controls the lower shell lacing.
- Rubber Reinforced Flex Zone Upper with Endo™ 2.0 - Reinforced materials in high wear and flex zones extend the boot's life while Endo™ 2.0 helps to retain boot flex and durability over the lifetime of the boot.
- Endo™ Construction - Replacing bulky material with an injected urethane heel counter makes this boot lightweight, gives it unrivaled rebound, and extends the life of the boot.
- Intuition™ Pro Foam 3D Liner with SpaceHeater™ - A premium and heat-moldable liner built with Intuition™ foam and lined with breathable heat-reflective SpaceHeater™ technology for superior warmth and comfort.
- Internal and External J – Bars with Cored Ankle Pockets
- Conda™ with BOA® Liner Lacing - Proprietary liner lacing system that harnesses the power of BOA® to provide superior heel hold and support.
- Vibram® V5 Outsole with Eco-Harshmellow™ - Our premium rubber compound provides industry-leading durability and grip and is integrated with Eco-Harshmellow™ foam to absorb chatter and vibration.
- S'Cafe™ Coffee Mesh
- Eco-Harshmellow™ Pro Insole

ORTON

¥74,800 (税込)



Black

FEEL: 1 2 3 4 5 6 7 **8** 9 10

SIZES: 7, 7.5, 8, 8.5, 9, 9.5, 10, 10.5, 11, 11.5, 12, 13

CONSTRUCTION FEATURES:

- H5 Coiler Zonal BOA® Fit System - Impact resistant, durable, and performance-driven, the H5 BOA® Dial ejects on severe impact and is easily re-inserted into the boot. One dial controls the upper shell lacing, and the other maintains the lower shell lacing.
- TX3 BOA® Lace - A softer lace explicitly made for snowboard boots that provides a more even fit over the body of the boot shell versus a steel lace.
- Flex Zone Upper with Rubber Lower - Minimal seams, minimal parts, and durable as hell. A snowboarding-first, the all new one-piece rubber lower found in the Orton was designed and developed to meet the demands of Sage Kotsenburg
- Intuition™ Pro Foam 3D Liner - Heat moldable Intuition™ foam liner with internal and external J-Bars, cored ankle pockets, and strategically placed seams to keep your foot warm, dry, and comfortable all day long.



Grey



Honey Brown

EVASION

¥66,000 (税込)



Black

FEEL: 1 2 3 4 5 6 **7** 8 9 10

SIZES: 7, 7.5, 8, 8.5, 9, 9.5, 10, 10.5, 11, 11.5, 12, 13

CONSTRUCTION FEATURES:

- No-Snow Lace Cover With Waterproof Zipper - Keep your foot dry and warm by keeping snow out of your laces (and the side of the tongue). A lace cover with a waterproof zipper gives you confidence for that extra moment in the bootpack.
- Rubber Reinforced Toe Box with Lateral Flex Zone and Medial Articulating Cuff Upper (True Flex, Y'Know?)
- Infinity Strap
- Endo™ Construction - Replacing bulky material with an injected urethane heel counter makes this boot lightweight, gives it unrivaled rebound, and extends the life of the boot.
- Intuition™ Pro Foam 3D Liner - Heat moldable Intuition™ foam liner with internal and external J-Bars, cored ankle pockets, and strategically placed seams to keep your foot warm, dry, and comfortable all day long.
- Internal and External J - Bars with Cored Ankle Pockets
- Conda™ with BOA® Liner Lacing - Proprietary liner lacing system that harnesses the power of BOA® to provide superior heel hold and support.
- S'Cafe™ Coffee Mesh
- Vibram® V5 Outsole wit Eco-Harshmellow™ - Our premium rubber compound provides industry-leading durability and grip and is integrated with Harshmellow™ foam to absorb chatter and vibration.
- Harshmellow™ Plus Insole - Dual-Density EVA Insole with Harshmellow™ In Heel Pocket For Ultimate Impact Absorption.

THEORY MENS

¥70,400(税込)



Black

FEEL: 1 2 3 4 5 6 ⑦ 8 9 10

SIZES: 6, 6.5, 7, 7.5, 8, 8.5, 9, 9.5, 10, 10.5, 11, 11.5, 12, 13, 14, 15

CONSTRUCTION FEATURES:

- F.O.R.M Wrap Solution - stands for "Fit Optimization for Ride and Mobility" ; a new wrap solution system powered by BOA®. A three panel design seamlessly creates a true custom fit to your foot and reduces pressure points - letting you ride harder and longer with less fatigue.
- H5 Coiler Zonal BOA® Fit System - Impact resistant, durable, and performance-driven, the H5 BOA® Dial ejects on severe impact and is easily re-inserted into the boot. The front dial controls the upper shell lacing, while the side dial controls the lower shell lacing.
- TX3 BOA® Lace - A softer lace explicitly made for snowboard boots that provides a more even fit over the body of the boot shell versus a steel lace.



Olive



White



Black

MAYSIS

¥64,900 (税込)

FEEL: 1 2 3 4 5 6 ⑦ 8 9 10

SIZES: 5, 5.5, 6, 6.5, 7, 7.5, 8, 8.5, 9, 9.5, 10, 10.5, 11, 11.5, 12, 13, 14, 15

CONSTRUCTION FEATURES:

- H5 Coiler/M+2 BOA® Fit System - Impact resistant, durable, and performance-driven, the H5 BOA® Dial ejects on severe impact and is easily re-inserted into the boot.
- Rubber Reinforced Articulating Cuff Upper and NEW Endo™ 3.0 - Reinforced materials in high wear and flex zones extend the boot's life and deliver a distortion-free flex. At the same time, Endo™ 3.0 helps to retain boot flex and durability over the lifetime of the boot.
- Endo™ 3.0 Heel Counter
- Intuition™ Control Foam 3D Liner - Heat moldable medium and high-density Intuition™ foam forms to the exact shape of your leg, ankle, and foot for superior fit, warmth, and comfort.
- Internal and External J – Bars with Cored Ankle Pockets
- S'Cafe™ Coffee Mesh



Grey



Green Fatigue



White



Black

MAYSIS WIDE

¥64,900 (税込)

FEEL: 1 2 3 4 5 6 ⑦ 8 9 10

SIZES: 6, 6.5, 7, 7.5, 8, 8.5, 9, 9.5, 10, 10.5, 11, 11.5, 12, 13

CONSTRUCTION FEATURES:

- H5 Coiler/M+2 BOA® Fit System - Impact resistant, durable, and performance-driven, the H5 BOA® Dial ejects on severe impact and is easily re-inserted into the boot.
- Rubber Reinforced Articulating Cuff Upper and NEW Endo™ 3.0 - Reinforced materials in high wear and flex zones extend the boot's life and deliver a distortion-free flex. At the same time, Endo™ 3.0 helps to retain boot flex and durability over the lifetime of the boot.
- Intuition™ Control Foam 3D Liner - Heat moldable medium and high-density Intuition™ foam forms to the exact shape of your leg, ankle, and foot for superior fit, warmth, and comfort.
- Internal and External J – Bars with Cored Ankle Pockets
- Conda™ with BOA® Liner Lacing - Proprietary liner lacing system that harnesses the power of BOA® to provide superior heel hold and support.
- Harshmellow™ Plus Insole - Dual-Density EVA Insole with Harshmellow™ In Heel Pocket For Ultimate Impact Absorption.
- This Grips!™ Premium Rubber Outsole with Harshmellow™ - Our proprietary rubber compound delivers excellent grip and durability on all terrain types and is integrated with Harshmellow™ foam to dampen chatter and vibration.
- Endo™ 3.0 Heel Counter
- S'Cafe™ Coffee Mesh



Black

BOUNDARY

¥59,400(税込)

FEEL: 1 2 3 4 (5) 6 7 8 9 10

SIZES: 7, 7.5, 8, 8.5, 9, 9.5, 10, 10.5, 11, 11.5, 12, 13

CONSTRUCTION FEATURES:

- H5/M+2 Coiler Zonal BOA® Fit System - Impact resistant, durable, and performance-driven, the H5 BOA® Dial ejects on severe impact and is easily re-inserted into the boot. One dial controls the upper shell lacing, and the other maintains the lower shell lacing.
- Intuition™ Control Foam 3D Liner - Heat moldable medium and high-density Intuition™ foam forms to the exact shape of your leg, ankle, and foot for superior fit, warmth, and comfort.
- Flex Zone Upper with HDR Premium Synthetics - Durable-as-hell HDR Premium synthetics with a design that lends to a distortion-free flex.
- Internal and External J - Bars with Cored Ankle Pockets
- 3-Point Harness Liner Lacing - A traditional liner harness with a pull lace and three contact points hugs the ankle and provides additional support.



Brown



Grey



Black

RAIDER

¥48,400(税込)

FEEL: 1 2 3 4 (5) 6 7 8 9 10

SIZES: 6, 7, 7.5, 8, 8.5, 9, 9.5, 10, 10.5, 11, 11.5, 12, 13, 14, 15

CONSTRUCTION FEATURES:

- H5 Coiler BOA® Fit System - Impact resistant, durable, and performance-driven, the H5 BOA® Dial ejects on severe impact and is easily re-inserted into the boot.
- Harshmellow™ Insole - Freestyle-friendly single-density insole using Harshmellow™ from toe to heel for ultimate impact absorption.
- TX3 BOA® Lace - A softer lace explicitly made for snowboard boots that provides a more even fit over the body of the boot shell versus a steel lace.
- Intuition™ Comfort Foam 3D Liner - All-new liner pattern with heat moldable Intuition™ foam. Integrated internal and external J-Bars, cored ankle pockets.
- Internal and External J - Bars
- 3-Point Harness Liner Lacing - A traditional liner harness with a pull lace and three contact points hugs the ankle and provides additional support.



Grey



Sand



Black

ROSKO

¥44,000(税込)

FEEL: 1 2 3 ④ 5 6 7 8 9 10

SIZES: 6, 7, 8, 8.5, 9, 9.5, 10, 10.5, 11, 11.5, 12, 13, 14, 15

CONSTRUCTION FEATURES:

- H4 BOA® Fit System - Impact resistant, durable, and performance-driven, the H4 BOA® Dial ejects on severe impact and is easily re-inserted into the boot.
- TX3 BOA® Lace - A softer lace explicitly made for snowboard boots that provides a more even fit over the body of the boot shell versus a steel lace.
- Intuition™ Comfort Foam 3D Liner - Heat moldable and constructed with softer Intuition™ foam Zonaling on all-day comfort and long-lasting wear.
- Fast-In Liner Lacing - No frills liner lacing that stays tight and supports all-day resort riding.
- Die-Cut EVA Footbed - Provides cushioning and support, built from rigid EVA foam.
- PHY-Lite™ Outsole - EVA materials provide a uniform flex and durability in an extremely lightweight package.



Black

MARKET

¥41,800(税込)

FEEL: 1 2 ③ 4 5 6 7 8 9 10

SIZES: 6, 7, 8, 8.5, 9, 9.5, 10, 10.5, 11, 11.5, 12, 13, 14

CONSTRUCTION FEATURES:

- H4 BOA® Fit System - Impact resistant, durable, and performance-driven, the H4 BOA® Dial ejects on severe impact and is easily re-inserted into the boot.
- Articulating Cuff Upper - Independent upper cuff articulation delivers a distortion-free flex.
- Comfort EVA Foam Liner - Soft and warm foam Zoned on a forgiving flex and excellent out-of-the-box fit.
- Fast-In Liner Lacing - No frills liner lacing that stays tight and supports all-day resort riding.
- Die-Cut EVA Footbed - Provides cushioning and support, built from rigid EVA foam.
- Low-Pro™ Outsole - A lightweight and solid rubber outsole that grips hard and lasts long.
- Internal J - Bars

THEORY WOMENS

¥70,400(税込)



Black

FEEL: 1 2 3 4 5 6 **7** 8 9 10

SIZES: 5, 5.5, 6, 6.5, 7, 7.5, 8, 8.5, 9, 9.5, 10, 11

CONSTRUCTION FEATURES:

- F.O.R.M Wrap Solution - stands for "Fit Optimization for Ride and Mobility"; a new wrap solution system powered by BOA®. A three panel design seamlessly creates a true custom fit to your foot and reduces pressure points - letting you ride harder and longer with less fatigue.
- H5 Coiler Zonal BOA® Fit System - Impact resistant, durable, and performance-driven, the H5 BOA® Dial ejects on severe impact and is easily re-inserted into the boot. The front dial controls the upper shell lacing, while the side dial controls the lower shell lacing.
- TX3 BOA® Lacing - A softer lace explicitly made for snowboard boots that provides a more even fit over the body of the boot shell versus a steel lace.



White

CONTOUR

¥64,900(税込)



Black

FEEL: 1 2 3 4 5 **6** 7 8 9 10

SIZES: 5, 5.5, 6, 6.5, 7, 7.5, 8, 8.5, 9, 9.5, 10, 11

CONSTRUCTION FEATURES:

- H5 Coiler/M+2 BOA® Fit System - Impact resistant, durable, and performance-driven, the H5 BOA® Dial ejects on severe impact and is easily re-inserted into the boot.
- Intuition™ Control Foam 3D Liner - Heat moldable medium and high-density Intuition™ foam forms to the exact shape of your leg, ankle, and foot for superior fit, warmth, and comfort.
- Rubber Reinforced Articulating Cuff Upper and NEW Endo™ 3.0 - Reinforced materials in high wear and flex zones extend the boot's life and deliver a distortion-free flex. At the same time, Endo™ 3.0 helps to retain boot flex and durability over the lifetime of the boot.
- Internal and External J – Bars with Cored Ankle Pockets
- Conda™ with BOA® Liner Lacing - Proprietary liner lacing system that harnesses the power of BOA® to provide superior heel hold and support.
- Endo™ 3.0 Heel Counter



Grey



Nantucket Breeze



Black

KINSLEY

¥59,400(税込)

FEEL: 1 2 3 4 ⑤ 6 7 8 9 10

SIZES: 5, 5.5, 6, 6.5, 7, 7.5, 8, 8.5, 9, 9.5, 10, 11

CONSTRUCTION FEATURES:

- H5/M+2 Zonal BOA® Fit System - Impact resistant, durable, and performance-driven, the H5 BOA® Dial ejects on severe impact and is easily re-inserted into the boot. The H4 dial controls the upper shell lacing, while the M+2 dial controls the lower shell lacing.
- Flex Zone Upper - A small flexible notch at the boot's instep allows for a smooth forward flex with minimal shell distortion.
- Intuition™ Control Foam 3D Liner - Heat moldable medium and high-density Intuition™ foam forms to the exact shape of your leg, ankle, and foot for superior fit, warmth, and comfort.
- Internal and External J – Bars with Cored Ankle Pockets
- Flex Zone Calf Panel



White



Fade



Black

HAVEN

¥48,400(税込)

FEEL: 1 2 3 ④ 5 6 7 8 9 10

SIZES: 5, 5.5, 6, 6.5, 7, 7.5, 8, 8.5, 9, 9.5, 10, 11

CONSTRUCTION FEATURES:

- H5 Coiler BOA® Fit System - Impact resistant, durable, and performance-driven, the H5 BOA® Dial ejects on severe impact and is easily re-inserted into the boot.
- TX3 BOA® Lace - A softer lace explicitly made for snowboard boots that provides a more even fit over the body of the boot shell versus a steel lace.
- Intuition™ Comfort Foam 3D Liner - Heat moldable and constructed with softer Intuition™ foam Zonaling on all-day comfort and long-lasting wear.
- Internal and External J – Bars
- Harshmellow™ Insole – Our premium vibration dampening material, designed to feel a bit more “quiet” underfoot, and extend your day
- 3-Point Harness Liner Lacing - A traditional liner harness with a pull lace and three contact points hugs the ankle and provides additional support.



Grey



Rose



Black

BENES

¥44,000 (税込)

FEEL: 1 2 3 ④ 5 6 7 8 9 10

SIZES: 5, 5.5, 6, 6.5, 7, 7.5, 8, 8.5, 9, 9.5, 10, 11

CONSTRUCTION FEATURES:

- H4 BOA® Fit System with TX3 Lace
- Intuition™ Comfort Foam 3D Liner
- Internal J – Bars
- Fast-In Liner Lacing System
- Die Cut EVA Insole
- PHY-Lite™ Outsole



Black

BELIEF

¥41,800 (税込)

FEEL: 1 2 ③ 4 5 6 7 8 9 10

SIZES: 5, 6, 6.5, 7, 7.5, 8, 8.5, 9, 10

CONSTRUCTION FEATURES:

- H4 BOA® Fit System - Impact resistant, durable, and performance-driven, the H4 BOA® Dial ejects on severe impact and is easily re-inserted into the boot.
- Articulating Upper Cuff - Independent upper cuff articulation delivers a distortion-free flex.
- Comfort Foam EVA Liner - Soft and warm foam Zoned on a forgiving flex and excellent out-of-the-box fit.
- Internal J – Bars
- Fast-In Liner Lacing - No frills liner lacing that stays tight and supports all-day resort riding.
- Die-Cut EVA Insole - Provides cushioning and support, built from rigid EVA foam.
- Low-Pro™ Outsole - A lightweight and solid rubber outsole that grips hard and lasts long.



Bindings

2026/2027



CASTOR BEAN Based Components

- あらゆる温度で機械的特性を維持
- 工場廃棄物を削減する最適化設計
- TPUと比較して、1kgあたりCO₂排出量を40~70%削減



HARSHMELLOW Components

- 優れた衝撃吸収性能
- サトウキビ由来の持続可能な素材
- EVAと比較して1kgあたりCO₂排出量を90%削減

REGRIND Components

- バインディング内でのエネルギー伝達を最適化
- 接触摩擦を高めて「ディスクフット」を軽減
- 工場で再利用されたゴムを20%使用

Module Chassis Binding

無駄を省いたシンプルな設計思想で開発されたモジュールシャーシバインディングは、高性能なバイオベース素材を採用し、現代的なフィット感を実現しました。このコンセプトにより、軽量で快適な製品が誕生し、スノーボード体験をさらに向上させます。

市場で最も環境に優しいバインディングです。


「余計な装飾を排した」設計思想で開発されたモジュールシャーシバインディングは、高性能なバイオ素材を採用し、モダンなフィットソリューションを提供します。この理念により、軽量で快適な製品が誕生し、スノーボード体験をさらに向上させます。

GT1 ANKLE STRAP

- キャスター豆由来素材
- 全温度で快適なフィット
- 波状表面で可動性向上
- オーバーストラップでレスポンス強化

UNIVERSAL CLIP DISC

- 大きなアングルインジケーター付き
- シンプルな取り付け構造
- どのシャーシにも対応



FULL WRAP BASEPAD

- 圧縮ロックポッド
- ボード接触時の安定性を促進
- ボード取り付け時の摩擦を増加
- 多層リグラインド
- ラバー廃棄物削減
- 荷重分散を促進



ALL NEW FOOTBED

- 多層ハーシメロウ
- 二重成形ショックパッド表面
- 耐久性向上
- 足元の衝撃吸収性能 2 倍



GT1 ANKLE STRAP

- ・キャスト豆由来素材
- ・全温度で快適なフィット
- ・波状表面で可動性向上
- ・オーバーストラップでレスポンス強化

WRAP TOESTRAP

- ・キャスト豆由来素材
- ・全温度で快適なフィット
- ・ブーツを包み込むウェブ状構造
- ・3箇所の調整ポイントで完璧なフィット

CINCH HIGHBACK

- ・中程度のフレックスを持つナイロン構造
- ・一体型カフパッド
- ・耐久性のあるステンレス製シンチケーブル

CINCH CHASSIS

- ・ロープロファイルのカント付きフットベッド
- ・軽量ナイロン製ヒールカップとシャーシ

FAROUT

¥80,300(税込)



Black

SIZES: S, M, L

CONSTRUCTION FEATURES:

- Splitboard Specific Puck Mounted Chassis- Based on a tried and true splitboard baseplate, this chassis works with a splitboard puck-mount system and features an easy-to-use rail and hook system to interchange walk and ride modes.
- Splitboard Specific Aluminum - Based on a tried-and-true baseplate, this chassis works with a puck-mount system and features an easy-to-use rail and hook system for the interchange between walk and ride modes.
- Farout Highback with Forward Lean Adjustment and Touring Mode- Forward lean block allows you to recline your highback on your Far Out splitboard binding for a more relaxed time in the skin track.
- Pinless Speed Rail System - No need for a cotter pin. Our Speed Rail mounting system lets you swap between ski/snowboard modes without removing gloves or mitts.
- SD1 Ankle Strap - Injected with castor-bean-based materials our SD1 ankle strap is lightweight and offers a fitting blend of flexibility and response. All new and feature on the women's Albany and Network binding, and the men's Edition and Bond binding
- Wrap Toe Strap - Manufactured out of castor-bean based materials, the Wrap Toe Strap is lightweight and can be worn over the top of the boot, or as a toe cap.

PROGRAM

¥60,500(税込)



Storm Cycle

FEEL: 1 2 3 4 5 6 7 8 ⑨ 10

SIZES: S, M, L

CONSTRUCTION FEATURES:

- MODULE™ Chassis - Featured on all K2's newest bindings, the Module™ chassis is composed of a fiberglass-infused nylon and minimizes "dead" board flex zones directly underneath the binding. This allows the rider to feel the flex and response of the entire board length while providing maximum support, security, comfort, and vibration damping. Integrated with our all-new Sugarcane EVA Canted Harshmellow™ Footbed.
- FR1 Highback - Injected with a castor-bean based materials, the FR1 is equal parts eco and ergo. Freeride focused, asymmetrically shaped, and a stiffer flex for a more responsive feel.
- DD1 Ankle Strap - A dual-density ankle strap offers the best of both worlds, a softer inner material provides a seamless connection to your boot, and more rigid outer material provides with unrivaled response. Injected with a castor-bean based materials.
- BetterWrap Toe Strap - A dual-density toe strap designed to shape to the contour of any snowboard boot - manufactured out of castor-bean based materials.
- This Grips!™ Basepad - Featured exclusively on our Module™ Chassis bindings, we upgraded our This Grips!™ Basepad. By adding a BUNCH more rubber, we added multicolored, multi-density pods to the bottom of the basepad for increased damping. When compressed into the snowboard, they create an even tighter connection between the binding and your board - adding better control and reducing the chance of surprise disco-foot
- Sugarcane EVA Footbed with Eco-Harshmellow™ Pods - Updated and upgraded, we dialed in our sustainably sourced Sugarcane EVA Foam footbed, exclusive to our Module™ Chassis bindings. Optimized thickness helps dampen impact on the fattest and flattest landings, while new 3D texturing not only enhances the fit between boot to binding - but creates a "snow-phobic" effect to reduce snow build up.

EDITION

¥57,200 (税込)



Black

FEEL: 1 2 3 4 5 **6** 7 8 9 10

SIZES: S, M, L

CONSTRUCTION FEATURES:

- MODULE™ Chassis - Featured on all K2's newest bindings, the Module™ chassis is composed of a fiberglass-infused nylon and minimizes "dead" board flex zones directly underneath the binding. This allows the rider to feel the flex and response of the entire board length while providing maximum support, security, comfort, and vibration damping. Integrated with our all-new Sugarcane EVA Canted Harshmallow™ Footbed.
- AM1 Highback - Injected with a castor-bean based materials, the AM1 is equal parts eco and lightweight. All-Mountain-focused, asymmetrically shaped, and a predictable middle of the road flex pattern.
- SD1 Ankle Strap - Injected with a castor-bean based materials our SD1 ankle strap is lightweight and offers a fitting blend of flexibility and response.



Grey

BOND

¥53,900 (税込)



Black

FEEL: 1 2 3 4 5 6 **7** 8 9 10

SIZES: M, L

CONSTRUCTION FEATURES:

- MODULE™ Chassis - Featured on all K2's newest bindings, the Module™ chassis is composed of a fiberglass-infused nylon and minimizes "dead" board flex zones directly underneath the binding. This allows the rider to feel the flex and response of the entire board length while providing maximum support, security, comfort, and vibration damping. Integrated with our all-new Sugarcane EVA Canted Harshmallow™ Footbed.
- Team Highback - Injected with a castor-bean based materials, the Team Highback was designed with a softer flex to allow for full range of motion and a more relaxed feel.



White



Neon



Big Buck



Black

FORMULA

¥47,300(税込)

FEEL: 1 2 3 4 5 ⑥ 7 8 9 10

SIZES: M, L, XL

CONSTRUCTION FEATURES:

- GF Profusion™ Chassis - Integrated fiberglass materials combine with a classic shape to deliver a lightweight and rugged framework that is the go-to standard in the K2 binding collection.
- AT Nylon Highback with Gap Eraser Forward Lean Adjustment - Stiff, durable, and temperature resistant nylon provide maximum responsiveness and support. Customize your forward lean without the need for tools or a traditional forward lean block.
- Bender™ Ankle Strap - A low-profile, padless, and highly flexible injection-molded ankle strap built to optimize freestyle mobility.
- Perfect Fit™ 2.0 Toe Strap - Patented toe strap technology uses flexible hinges and lock levers to custom fit the toe strap to any snowboard boot silhouette.
- 3° Canted Footbed - 3° of inward canting in the footbed places the rider in a natural riding position.
- 100% Tool-Less Adjustment - Once mounted to your board, all strap and highback adjustments can be made on-the-fly without screwdrivers or other tools.
- Aluminum Ratchets
- Forward Lean Block



Grey

FORMULA

¥47,300(税込)

FEEL: 1 2 3 4 5 ⑥ 7 8 9 10

SIZES: M, L, XL

CONSTRUCTION FEATURES:

- GF Profusion™ Chassis - Integrated fiberglass materials combine with a classic shape to deliver a lightweight and rugged framework that is the go-to standard in the K2 binding collection.
- AT Nylon Highback with Gap Eraser Forward Lean Adjustment - Stiff, durable, and temperature resistant nylon provide maximum responsiveness and support. Customize your forward lean without the need for tools or a traditional forward lean block.
- Bender™ Ankle Strap - A low-profile, padless, and highly flexible injection-molded ankle strap built to optimize freestyle mobility.
- Perfect Fit™ 2.0 Toe Strap - Patented toe strap technology uses flexible hinges and lock levers to custom fit the toe strap to any snowboard boot silhouette.
- 3° Canted Footbed - 3° of inward canting in the footbed places the rider in a natural riding position.
- 100% Tool-Less Adjustment - Once mounted to your board, all strap and highback adjustments can be made on-the-fly without screwdrivers or other tools.
- Aluminum Ratchets
- Forward Lean Block

INDY

¥41,800(税込)



Black

FEEL: 1 2 3 ④ 5 6 7 8 9 10

SIZES: M, L, XL

CONSTRUCTION FEATURES:

- PC ProFusion™ Chassis - Polycarbonate materials combine with a classic shape to deliver a lightweight and rugged framework that is the go-to standard in the K2 binding collection.
- AT Nylon Highback with Gap Eraser Forward Lean Adjustment - Stiff, durable, and temperature-resistant nylon provide maximum responsiveness and support. Customize your forward lean without the need for tools or a traditional forward lean block.
- Custom Caddi™ Ankle Strap - Our most padded and cushy ankle strap option, featuring ladder covers and durable polyurethane laminate materials.
- Perfect Fit™ 2.0 Toe Strap - Patented toe strap technology uses flexible hinges and lock levers to custom fit the toe strap to any snowboard boot silhouette.
- 3° Canted Footbed - 3° of inward canting in the footbed places the rider in a natural riding position.



Grey



Sand

SONIC

¥38,500(税込)



Black

FEEL: 1 2 ③ 4 5 6 7 8 9 10

SIZES: M, L, XL

CONSTRUCTION FEATURES:

- PC ProFusion™ Chassis - Polycarbonate materials combine with a classic shape to deliver a lightweight and rugged framework that is the go-to standard in the K2 binding collection.
- AT Polycarbonate Highback with Gap Eraser Forward Lean Adjustment - Stiff, durable, and temperature-resistant polycarbonate materials provide maximum responsiveness and support. Customize your forward lean without the need for tools or a traditional forward lean block.
- P.I. Ankle Strap - A lightweight and durable injection-molded ankle strap designed primarily with comfort in mind.
- Perfect Fit™ 2.0 Toe Strap - Patented toe strap technology uses flexible hinges and lock levers to custom fit the toe strap to any snowboard boot silhouette.
- 3° Canted Footbed - 3° of inward canting in the footbed places the rider in a natural riding position.



Grey

CINCH GT

¥53,900(税込)

FEEL: 1 2 ③ 4 5 6 7 8 9 10

SIZES: M, L, XL

CONSTRUCTION FEATURES:

- GF Profusion™ Chassis - Integrated fiberglass materials combine with a classic shape to deliver a lightweight and rugged framework that is the go-to standard in the K2 binding collection.
- AT Nylon Highback - Stiff, durable, and temperature-resistant nylon provide maximum responsiveness and support.
- GT1 Ankle Strap - Paying tribute to the corrugated tubes that we know and love, the GT1 Ankle Strap is flexible and form-fitting by design, allowing the ankle strap to adapt to any boot shape and provide freedom of movement - all while providing a seamless boot-to-binding-to-snowboard connection.
- Perfect Fit™ 2.0 Toe Strap - Patented toe strap technology uses flexible hinges and lock levers to custom fit the toe strap to any snowboard boot silhouette.



Black



White

NETWORK

¥53,900(税込)



Black

FEEL: 1 2 3 4 5 6 ⑦ 8 9 10

SIZES: S, M

CONSTRUCTION FEATURES:

- MODULE™ Chassis - Featured on all K2's newest bindings, the Module™ chassis is composed of a fiberglass-infused nylon and minimizes "dead" board flex zones directly underneath the binding. This allows the rider to feel the flex and response of the entire board length while providing maximum support, security, comfort, and vibration damping. Integrated with our all-new Sugarcane EVA Canted Harshmallow™ Footbed.
- Team Highback - Injected with a castorbean based materials, the Team Highback was designed with a softer flex to allow for full range of motion and a more relaxed feel.



Moss



White

BEDFORD

¥41,800(税込)



Black

FEEL: 1 2 3 ④ 5 6 7 8 9 10

SIZES: S, M, L

CONSTRUCTION FEATURES:

- A-Line Chassis - A classic one-piece chassis design designed for supportive durability and lightweight performance.
- AT Polycarbonate Highback with Gap Eraser Forward Lean Adjustment - Stiff, durable, and temperature-resistant polycarbonate materials provide maximum responsiveness and support. Customize your forward lean without the need for tools or a traditional forward lean block.
- Custom Caddi™ Ankle Strap - Our most padded and cushy ankle strap option, featuring ladder covers and durable polyurethane laminate materials.
- Perfect Fit™ 2.0 Toe Strap - Patented toe strap technology uses flexible hinges and lock levers to custom fit the toe strap to any snowboard boot silhouette.
- 3° Canted Footbed - 3° of inward canting in the footbed places the rider in a natural riding position.



Grey

CASSETTE

¥38,500(税込)

FEEL: 1 2 ③ 4 5 6 7 8 9 10

SIZES: S, M, L

CONSTRUCTION FEATURES:

- A-Line Chassis - A classic one-piece chassis design designed for supportive durability and lightweight performance.
- Performance Tweakback™ Highback with Gap Eraser Forward Lean Adjustment - Injected urethane allows the highback to remain highly flexible regardless of temperature for a maximum medial and lateral tweak.
- P.I. Ankle Strap - A lightweight and durable injection-molded ankle strap designed primarily with comfort in mind.
- Perfect Fit™ 2.0 Toe Strap - Patented toe strap technology uses flexible hinges and lock levers to custom fit the toe strap to any snowboard boot silhouette.
- 3° Canted Footbed - 3° of inward canting in the footbed places the rider in a natural riding position.
- 100% Tool-Less Adjustment - Once mounted to your board, all strap and highback adjustments can be made on-the-fly without screwdrivers or other tools.



Black



White



Youth

2026/2027




PASSPORT JR

127, 131, 135, 139, 143




¥60,500(税込)

FLEX / FEEL



TERRAIN PERFORMANCE



PROFILE



CONSTRUCTION



FEATURES

Directional Combination Camber Profile Sintered 4000 Base Biax Glass
Aspen Core Stone Ground Base 2x4 Inserts

SPECS

SIZE	EFF. EDGE	TOP/WAIST/TAIL	SIDE CUT	STANCE	SETBACK	WT RANGE	WT RANGE
CM	CM	CM	M	IN	IN	LBS	KG
127	94	22.0 - 22.7 - 26.2	4.0/6.0/3.5	14"	0.75"	<100	<45
131	96	22.3 - 23.1 - 26.5	4.3/6.3/3.8	15"	0.75"	<110	<50
135	100	22.8 - 23.5 - 27.0	4.6/6.6/4.1	16"	0.75"	<120	<54
139	104	26.2 - 23.8 - 27.4	4.9/6.9/4.4	17"	0.75"	<120	<54
143	107	26.5 - 24.1 - 27.7	5.2/7.2/4.7	18"	0.75"	<130	<59




SIDECAR

129, 132, 134, 137, 142, 145W, 148W



¥55,000(税込)


FLEX / FEEL



TERRAIN PERFORMANCE



PROFILE



CONSTRUCTION



FEATURES

Twin Rocker Profile Biax Glass Catch-Free™ Tune
Aspen Core Extruded 2000 Base 2x4 Inserts

SPECS

SIZE	EFF. EDGE	TOP/WAIST/TAIL	SIDE CUT	STANCE	SETBACK	WT RANGE	WT RANGE
CM	CM	CM	M	IN	IN	LBS	KG
129	96	25.6 - 22.4 - 25.6	7.0	15"	CENTERED	<120	<54
132	102	27.1 - 23.1 - 27.1	6.2	17"	CENTERED	<120	<54
134	101	26.3 - 22.6 - 26.3	7.2	16"	CENTERED	<130	<59
137	109	26.8 - 22.9 - 26.8	7.3	18"	CENTERED	<130	<59
142	112	26.0 - 23.7 - 26.0	7.0	19"	CENTERED	<130	<59
145W	114	26.1 - 24.7 - 26.1	7.2	20"	CENTERED	<150	<68
148W	117	26.4 - 25.0 - 26.4	7.4	20"	CENTERED	<160	<73




LIL MINI

75, 90, 100, 110, 120, 130



¥38,500 (税込)

FLEX / FEEL



TERRAIN PERFORMANCE



PROFILE



CONSTRUCTION




FEATURES

- Twin Rocker Profile
- Aspen Core
- Biax Glass
- Extruded 2000 Base
- Catch-Free™ Tune
- 2x4 Inserts
- Tip/Tail Tow Grommets (<100cm)
- 3D Base Contour

SPECS

SIZE CM	EFF. EDGE CM	TIP/WAIST/TAIL CM	SIDECUT M	STANCE IN	SETBACK IN	WT RANGE LBS	WT RANGE KG
75	56	20.0-18.0-20.0	6.5	12"	CENTERED	<90	<41
90	68	20.2-18.0-20.2	7.1	13"	CENTERED	<100	<45
100	75	21.9-19.0-21.9	7.5	14"	CENTERED	<110	<50
110	83	23.0-20.0-23.0	7.9	15"	CENTERED	<120	<54
120	90	24.8-21.5-24.8	8.5	16"	CENTERED	<130	<54
130	98	26.5-23.0-26.5	9.1	17"	CENTERED	<130	<59




LIL KAT

75, 90, 100, 110, 120

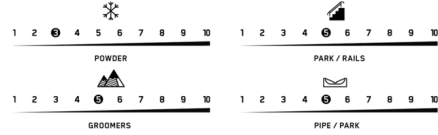


¥38,500 (税込)

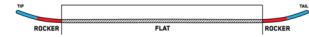
FLEX / FEEL



TERRAIN PERFORMANCE



PROFILE



CONSTRUCTION



FEATURES

- Twin Rocker Profile
- Aspen Core
- Biax Glass
- Extruded 2000 Base
- Catch-Free™ Tune
- 2x4 Inserts
- Tip/Tail Tow Grommets (<100cm)
- 3D Base Contour

SPECS

SIZE CM	EFF. EDGE CM	TIP/WAIST/TAIL CM	SIDECUT M	STANCE IN	SETBACK IN	WT RANGE LBS	WT RANGE KG
75	58	20.0-18.0-20.0	6.5	12"	CENTERED	<90	<41
90	68	20.2-18.0-20.2	7.1	13"	CENTERED	<100	<45
100	75	21.9-19.0-21.9	7.5	14"	CENTERED	<110	<50
110	83	23.0-20.0-23.0	7.9	15"	CENTERED	<120	<54
120	90	24.8-21.5-24.8	8.5	16"	CENTERED	<130	<54



Black

SIDECAR

¥55,000 (税込)

FEEL: 1 2 ③ 4 5 6 7 8 9 10

SIZES: 3, 4, 5, 6, 7

CONSTRUCTION FEATURES:

- Youth BOA® Fit System - Simple and secure shell lacing that tightens with the twist of the Youth BOA® Dial.
- TX3 BOA® Lacing - A softer lace explicitly made for snowboard boots that provides a more even fit over the body of the boot shell versus a steel lace.
- Flex Zone Upper - A small flexible notch at the boot's instep allows for a smooth forward flex with minimal shell distortion.
- Comfort Foam EVA Liner - Soft and warm foam Zoned on a forgiving flex and excellent out-of-the-box fit.
- Die-Cut EVA Insole with Grows-A-Long Shims - A set of three EVA shims that can be added or removed from the boot for multi-season use as your grom grows.



Black

LIL MINI

¥30,800 (税込)

FEEL: 1 ② 3 4 5 6 7 8 9 10

SIZES: 9K, 10K, 11K, 12K, 13K, 1, 2, 3, 4, 5

CONSTRUCTION FEATURES:

- Youth BOA® Fit System - Simple and secure shell lacing that tightens with the twist of the Youth BOA Dial.
- TX3 BOA® Lacing - A softer lace explicitly made for snowboard boots that provides a more even fit over the body of the boot shell versus a steel lace.
- 80% Recycled. FSC® Certified Cardboard Packaging 99% Recycled Packaging Paper
- Linerless - Easy as pie. Our linerless construction on our youth snowboard boots are warm, comfortable, and easy to use.
- Die-Cut EVA Insole with Grows-A-Long Shims - A set of three EVA shims that can be added or removed from the boot for multi-season use as your grom grows.



Black

LIL KAT

¥30,800(税込)

FEEL: 1 ② 3 4 5 6 7 8 9 10

SIZES: 9K, 10K, 11K, 12K, 13K, 1, 2, 3, 4, 5

CONSTRUCTION FEATURES:

- Youth BOA® Fit System - Simple and secure shell lacing that tightens with the twist of the Youth BOA Dial.
- TX3 BOA® Lacing - A softer lace explicitly made for snowboard boots that provides a more even fit over the body of the boot shell versus a steel lace.
- 80% Recycled. FSC® Certified Carboard Packaging 99% Recycled Packaging Paper
- Linerless - Easy as pie. Our linerless construction on our youth snowboard boots are warm, comfortable, and easy to use.
- Die-Cut EVA Insole with Grows-A-Long Shims - A set of three EVA shims that can be added or removed from the boot for multi-season use as your grom grows.

SIDECAR

¥38,500(税込)

FEEL: 1 2 ③ 4 5 6 7 8 9 10

SIZES: M

CONSTRUCTION FEATURES:

- ProFusion™ Chassis - Polycarbonate materials combine with a classic shape to deliver a lightweight and rugged framework that is the go-to standard in the K2 binding collection.
- Groms Tweakback™ - Injected urethane allows the highback to remain flexible and supportive in all temperatures.
- Tool Less Bender™ Ankle Strap - A low-profile, padless, and highly flexible injection-molded ankle strap built to optimize freestyle mobility.
- Perfect Fit™ 2.0 Toe Strap - Patented toe strap technology uses flexible hinges and lock levers to custom fit the toe strap to any snowboard boot silhouette.
- Mega PC Ratchet - Lightweight and dependable with a no-frills attitude. Our 4-click PC ratchet features a high-end spring inside for a secure hold.
- 100% Tool-Less Adjustment - Once mounted to your board, all strap and highback adjustments can be made on-the-fly without screwdrivers or other tools.



Black



Green

LIL MINI

¥19,800(税込)

FEEL: 1 ② 3 4 5 6 7 8 9 10

SIZES: XS, S

CONSTRUCTION FEATURES:

- Nylon Grom Chassis - Lightweight nylon construction with just the right amount of support.
- 100% Tool-Less Adjustment - Once mounted to your board, all strap and highback adjustments can be made on-the-fly without screwdrivers or other tools.
- Grom Highback - Adjustable highback positioning for perfect boot fit and centering on the snowboard.
- Single Strap - Quick, simple, and secure for strapping your grom in so they can do it all by themselves.



Turq

LIL KAT

¥19,800(税込)

FEEL: 1 ② 3 4 5 6 7 8 9 10

SIZES: XS, S

CONSTRUCTION FEATURES:

- Nylon Grom Chassis - Lightweight nylon construction with just the right amount of support.
- 100% Tool-Less Adjustment - Once mounted to your board, all strap and highback adjustments can be made on-the-fly without screwdrivers or other tools.
- Grom Highback - Adjustable highback positioning for perfect boot fit and centering on the snowboard.
- Single Strap - Quick, simple, and secure for strapping your grom in so they can do it all by themselves.



Bags / Accessories / Apparel

2026/2027

ROLL TOP SNOWBOARD SLEEVE

SIZES 1SZ

Overview

Adjustable in length and designed with rugged materials, this bag keeps your boards secure and protected whether you're road-tripping or flying to fresh powder.

Features

400D Nylon Double ripstop construction with reinforced 600D TPU Coating in high wear areas. Recycled polyester 210D Liner



Black

¥13,200(税込)

UNIVERSAL SNOWBOARD ROLLER BAG

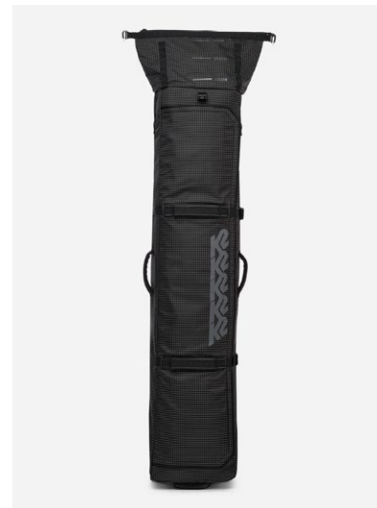
SIZES 1SZ

Overview

One Size Fits All...Snowboards

Features

400D Double Ripstop weatherproof PM coated 600D waterproof materials - Adjustable Roll Top - Ski Divider - Ski Clips - External Pockets - Soft Skate Wheels for a Smooth Roll



Black

¥41,800(税込)

BOOT LOCKER

SIZES 1SZ

Features

400D Double Ripstop weatherproof PM coated 600D waterproof bottom panel

Overview

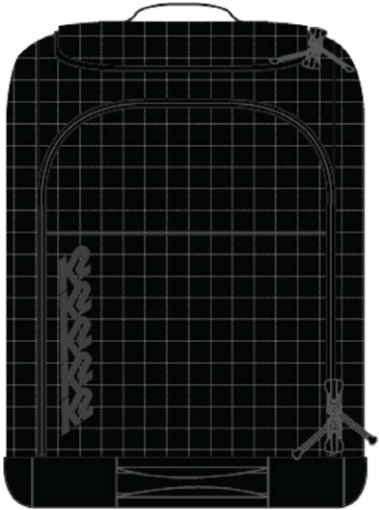
Boot compartment with drainage. Helmet compartment. Goggle compartment. External storage pocket.

Color(s)

Black Tan

Materials

600D ripstop nylon with PE backing. Padded tarpaulin lining. TPU-coated bottom.



Black

LOUD AND PROUD HOODIE

SIZES S, M, L, XL, XXL

Overview

Our work-from-home essential. Featuring a classic K2 stamp, it's the perfect way to rep your favorite brand all day, every day.

Features

70% Cotton, 30% Polyester



Heather Grey

CHAIN LOGO HOODIE

SIZES S, M, L, XL, XXL

Materials

70% COTTON - 30% POLYESTER

Color(s)

BLACK - Heather Gray - Military Green



Black

EMBROIDERED T-SHIRT

SIZES S, M, L, XL, XXL

Materials

100% COTTON

Color(s)

BLACK - CHARCOAL - DARK GREEN - TAN

BLACK - WHITE



Black

EMBROIDERED T-SHIRT


SIZES S, M, L, XL, XXL

Materials

100% COTTON

Color(s)

BLACK - WHITE



White

HERITAGE T-SHIRT

SIZES S, M, L, XL, XXL

Materials

100% COTTON

Color(s)

BLACK - GREY



Black

KNIT BEANIE

SIZES 1SZ

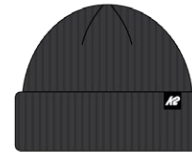
Color(s)

Black, Heather Grey

Black - Military Green - Cream - Brown - Hunter Orange

Materials

100% Acrylic



Black

KNIT BEANIE

SIZES 1SZ

Features

100% Acrylic Cuff Beanie

Materials

100% ACRYLIC

Color(s)

BLACK - NAVY - MILITARY - TAN



Military Green

OLD SCHOOL BEANIE

SIZES 1SZ

Color(s)

Red/White/Blue, Black/White

Features

100% Acrylic POM Beanie



Black/White

LARGE JACQUARD BEANIE

SIZES 1SZ

Features

Short skully no fold 100% acrylic




Black

K2 MEN'S SNOWBOARDS / 2026



ALCHEMIST
(UNISEX)



COMMONWEALTH
(UNISEX)




ANTIDOTE




MANIFEST
(UNISEX)



HYPNOTIST




EXCAVATOR
(UNISEX)




SKY PILOT
(UNISEX)



PASSPORT
(UNISEX)



MEDIUM
(UNISEX)



ALMANAC
(UNISEX)



EMBASSY




AFTERBLACK



COPYCAT
(UNISEX)



WORLD PEACE



GATEWAY POP
(UNISEX)



COURIER




MARAUDER SPLIT PACKAGE - C/O
(UNISEX)

K2 WOMEN'S SNOWBOARDS / 2026



ALCHEMIST
(UNISEX)




COMMONWEALTH
(UNISEX)



MANIFEST
(UNISEX)




EXCAVATOR
(UNISEX)



SKY PILOT
(UNISEX)



PASSPORT
(UNISEX)



MEDIUM
(UNISEX)




ALMANAC
(UNISEX)



EXTRAVISION




COPYCAT
(UNISEX)



DREAMSICLE



METROPOLITAN



CHLORO



MARAUDER SPLIT PACKAGE - C/O
(UNISEX)

K2 MEN'S SNOWBOARD BOOTS / 2026

TARO TAMAI
RS



BLACK / BROWN

TARO TAMAI
SNOWSURFER



OLIVE

WAIVE



BLACK

THRAXIS



BLACK

ORTON BY SAGE KOTSENBURG



BLACK



HONEY BROWN



GREY

EVASION BY CURTIS CISZEK



BLACK

THEORY MEN'S



BLACK



WHITE



OLIVE

MAYSIS



BLACK
(REGULAR & WIDE)



GREY



GREEN FATIGUE



WHITE

BOUNDARY



BLACK



BROWN



GREY

RAIDER



BLACK



GREY



SAND

ROSKO



BLACK

MARKET



BLACK

K2 WOMEN'S SNOWBOARD BOOTS / 2026

TARO TAMAI
RS



BLACK / BROWN

TARO TAMAI
SNOWSURFER



OLIVE

WAIVE



BLACK

THRAXIS



BLACK

ORTON BY SAGE KOTSENBURG



BLACK

THEORY WOMEN'S



BLACK



WHITE

CONTOUR



BLACK



GREY



NANTUCKET BREEZE

KINSLEY



BLACK



WHITE



FADE

HAVEN



BLACK



GREY



ROSE

BENES



BLACK

BELIEF



BLACK

K2 MEN'S SNOWBOARD BINDINGS / 2026

FAROUT



BLACK C/O

PROGRAM




DOPAMINE / STORM CYCLE (UNISEX)

EDITION



BLACK (UNISEX)

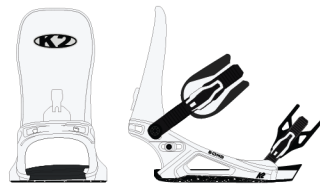


GREY (UNISEX)

BOND



BLACK



WHITE



NEON



BIGBUCK

FORMULA



BLACK C/O



GREY

INDY



BLACK



GREY



SAND

SONIC



BLACK



GREY

CINCH GT



BLACK



WHITE

K2 WOMEN'S SNOWBOARD BINDINGS / 2026

FAROUT



BLACK C/O

PROGRAM




DOPAMINE / STORM CYCLE (UNISEX)

EDITION



BLACK (UNISEX)



GREY (UNISEX)

NETWORK



BLACK



WHITE



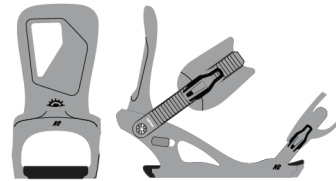
MOSS



BEDFORD



BLACK

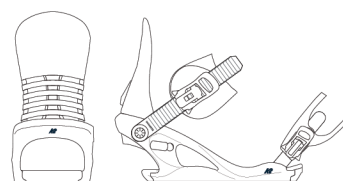


GREY

CASSETTE



BLACK



WHITE

CINCH GT



BLACK



WHITE

K2 YOUTH / 2026

PASSPORT JR (UNISEX)



SIDECAR BLACK (UNISEX)



SIDECAR WHITE (UNISEX)



LIL MINI C/O



LIL KAT C/O



SIDECAR



BLACK

LIL MINI



BLACK C/O

LIL KAT



BLACK C/O

SIDECAR



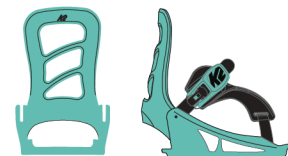
BLACK

LIL MINI




GREEN C/O

LIL KAT




TURQ C/O

UNIVERSAL SNOWBOARD
ROLLER BAG




BLACK

ROLL TOP
SNOWBOARD SLEEVE




BLACK

BOOT LOCKER



BLACK


EMBASSY RENTAL



GATEWAY RENTAL



DEAMSICLE RENTAL



RENTAL



110 - 130

140 - 145

150 - 160

157W - 165W

MAYSIS RENTAL



BLACK C/O

HAVEN RENTAL



BLACK C/O

RAIDER RENTAL



BLACK C/O

VANDAL RENTAL



BLACK C/O

SR1



X-LARGE



LARGE



MEDIUM



SMALL

K2 USA

3305 160th Ave SE
Bellevue WA, 98008
T: 800 757 5806
F: 800 972 4066

K2 Canada

1 Westside Drive Unit #7
Toronto, ON M9C 1B2, Canada
T: 888 249 7433
F: 416 679 1218

K2 Europe

Seehaupter Strasse 62
Penzberg 82377, Germany
T: 49 8856 901 0
F: 49 8856 901 101
E: info@k2sports.de

K2 Japan

TMM Bldg.6F
1-10-5, Iwamoto-Cho, Chiyoda-Ku
Tokyo, Japan 101-0032
T: 81 3 6858 2311

K2SNOW.com



Dealer Book

2026/2027



EOC ジャパン 株式会社

〒101-0032 東京都千代田区岩本町 1-10-5 TMMビル 6F
TEL: 03-5809-1904 FAX: 03-5809-1977

<https://eoc-japan.com>